

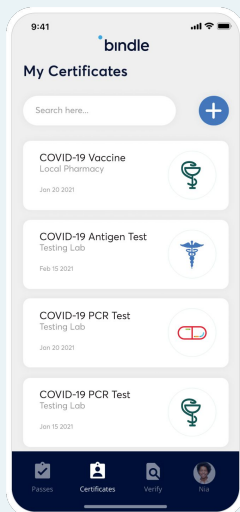


How To Use Bindle

Bindle is a health verification app that was purpose-built to respect the right of personal privacy. No biometrics are required, and no personal health information is shared with Bindle or the public spaces you want to enter. Individuals can safely store COVID-19 test results and vaccine records using Bindle's military-grade encryption, then transform these health records into anonymous entry passes. With Bindle, personal identity and health information are kept strictly private. Individuals have control of their own data, not Big Tech or government entities.

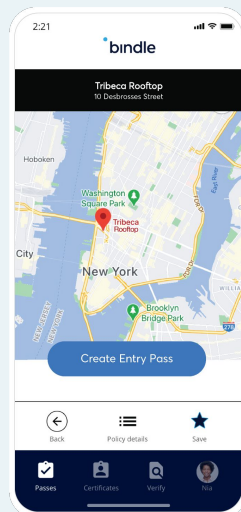
Here is a quick step-by-step guide on how Bindle works.

- 1 Download the Bindle app from the [Apple App Store](#) or [Google Play Store](#).
- 2 Upload your COVID-19 Vaccination Record Card or recent test result.
- 3 Create an Entry Pass for your destination in advance.
- 4 Present your Bindle Entry Pass at destination; the staff will scan or view your Entry Pass to verify whether you meet the entry criteria.



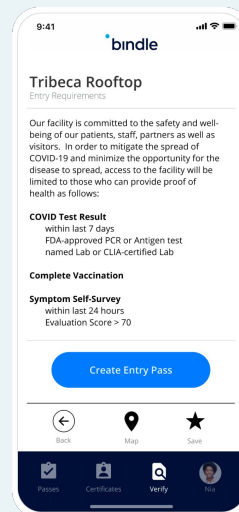
HEALTH RECORDS

Test results and vaccine certificates are added to Bindle.




FIND LOCATIONS

Map functionality pinpoints location for entry.



REVIEW REQUIREMENTS

Bindle enables you to check entry requirements in advance.



ANONYMOUS ENTRY

Bindle creates an entry pass where no PHI is shared.